

Lasertube LT Fiber





Lasertube LT Fiber



Tube cutting and fiber laser: winning technologies



The experience of ADIGE in the handling of tubes combines with the very latest technology of the **optical fibre laser source** to create a groundbreaking system that unites the diverse advantages of the new laser sources with the exceptional capabilities of the ADIGE Lasertube range.

The significant reduction in laser running costs and the broader range of materials that can be cut by fiber laser, completes and strengthens the superiority of the ADIGE range of Lasertube systems in laser tube cutting.



Fiber laser the new frontier



THE FIBER LASER


BLM GROUP has developed a family of systems for the laser cutting, specifically designed to maximise the excellent results delivered by fiber laser technology. The true “**fiber laser**” with reference to the ytterbium laser sources, in where the beam is generated directly inside the optic fiber itself. Other sources that have been used in the industrial field for some time (*for instance, Nd-YAG lasers and Disk lasers*) generate the laser beam externally, then introduce and transport the beam via the optic fiber. The performance difference between these different sources is evidenced by comparing their certified measurement for the factor BPP (Beam Parameter Product) this shows that the highest beam quality is guaranteed by the characteristics of the true fiber laser.

Adige's **LT Fiber** system underlines the advantages of the fiber laser sources, with the resultant benefits in unrivalled performances.

ADVANTAGES

- reduced electric energy consumption and installed power;
- higher beam quality guarantees a much faster cutting speed to laser power ratio;
- processing of highly-reflective materials;
- great reliability and reduced maintenance costs.

Lasertube a head start



PERFORMANCES

LT Fiber embraces the best characteristics from the Lasertube family and thereby the consequent advantages of adopting the fiber laser technology are exploited to the full.

AUTOMATIC SET-UP

A complete changeover, from one job to another, takes less than 2 minutes. Virtually by pressing a single button, all the changeover settings are adjusted automatically by the CNC and without further operator intervention or exchanging any parts - it could not be easier or simpler.


CUTTING PARAMETERS

The totally comprehensive technological database of cutting parameters has been developed from Adige's huge experience in laser tube cutting and fully proven in thousands of worldwide ADIGE Lasertube installations.

TUBE HANDLING

Every tube is **measured** in the pre-load position and is totally **supported**, along its entire length, throughout every subsequent working phase until the finished component is unloaded, this guarantees maximum cut quality and precision.

Personalization not only fibre



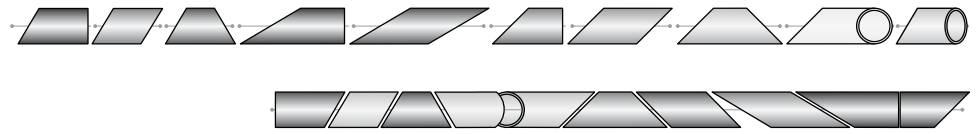
SPECIAL SECTIONS

The adaptability of the machine, combined with the competence of the Artube programming software, enables the tube laser to process all sorts of special sections and profiles in a fully automatic working cycle.



SPOON

The cleanliness of the tube's internal surface can be maintained when this optional device is fitted; it is particularly useful on certain applications where stainless tube is involved.



Nesting





OPEN PROFILES

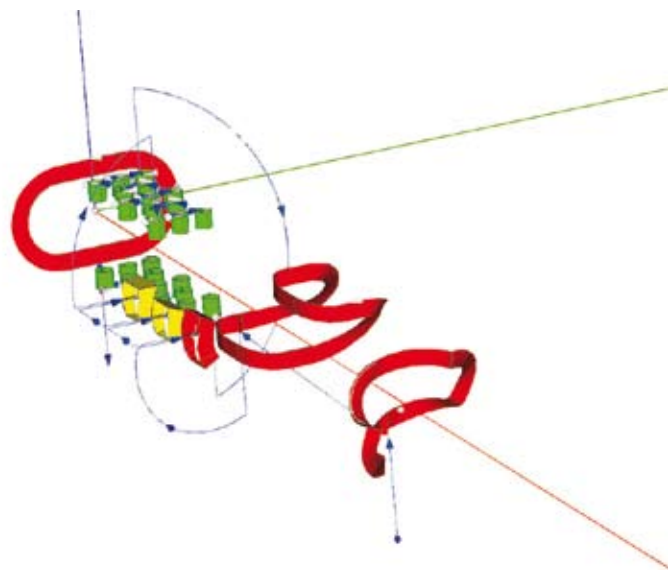
The flexibility of the system enables the processing a wide variety of open profiles including channel, angle flat etc in a fully automated cycle.

SCRAP REDUCTION

Using particularly advanced software cycles automatically optimizes the tube, reducing the scrap bar end to only 90 mm.



Artube, the difference



SOFTWARE TO DRAW, PROGRAM AND MANAGE THE PROCESS



Artube is a three-dimensional, parametric, CAD-CAM package designed, developed and dedicated for tube applications. It manages the complete process from initial concept/drawing through to the creation of the job programme in machine language. The marriage of the Artube programming software with the laser systems of BLM GROUP amplifies the productivity potential of the machine.

IMPORTATION

Artube can import external file drawings in x_t, iges, step formats, without additional drawing.

E-SERVICE

Artube is supported by tele-service or on-line. Updates and new modules can be directly downloaded via the internet.



ASSEMBLER

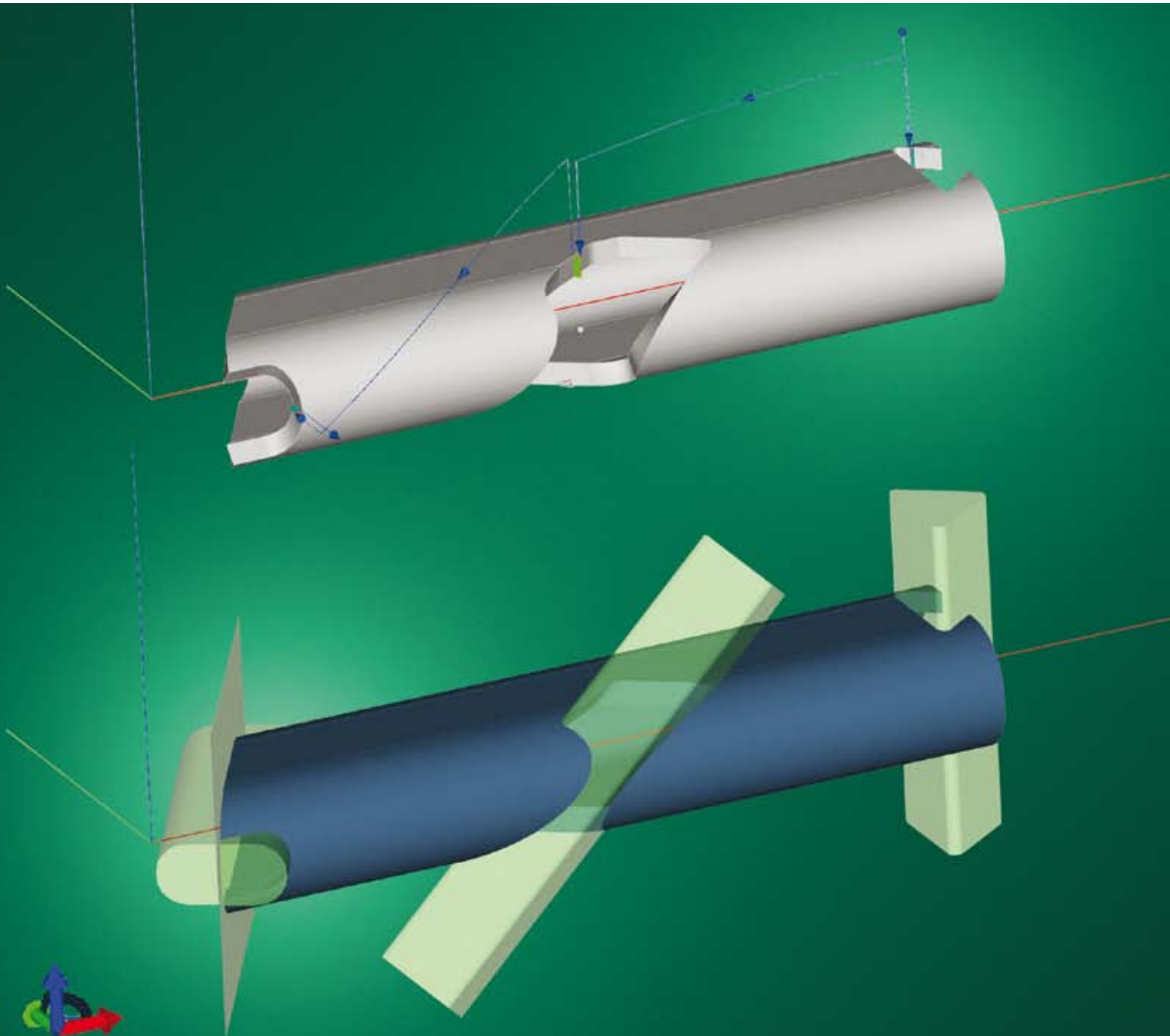
Three-dimensional parametric CAD-CAM software package that simplifies the drawing and the management of complex structures and frames.

BEND CUT

A library of creative folding joints allowing frames to be designed and constructed in a more intuitive way to simplify welding jigs, welding and final assembly.

OPEN PROFILES

Artube can also manage the processing open profiles such as channel, angle, flats as well as special sections and profiles.



Technical Data

Round tube	diameter min 12 mm (optional 10 mm) - max 140 mm (optional 152,4 mm)
Square tube	min 12 x 12 mm - max 120 x 120 mm
Rectangular, flat oval, D-shaped, elliptical tube	min 12 x 10 mm - max 140 x 100 mm
Standard materials	steel, stainless steel, aluminium, brass, copper (others on demand)
Tube lengths (in loading)	min 3200 mm - max 6500 / 8500 mm (user choice)
Unloader lengths	3500 mm - 4500 mm - 6500 mm (user choice)
Bundle loader capacity	4000 Kg
Digital CNC	Siemens 840D
Options	spoon, weld seam detector, special tube shape, open profiles

LASER SOURCE

Type	ytterbium source with optical fibre generation
Wavelength	1,07 μm
Power	2kW





BLM GROUP



LASERTUBE CUTTING SYSTEM

tube bending
 endforming
 sawing, deburring and washing
 cutting & end machining
 laser cutting for sheet and tube
 handling
 3d measuring
 manufacturing cell
 non touch measuring systems
 process control software

ADIGE

via per barco, 11 - 38056 levico t. (tn), Italy - tel. +39 0461 729000 - fax +39 0461 701410 - email: export@adige.it - www.blmgroup.com



Organizations von System
 & Geräte zertifiziert
 Conforms with Management
 System standard
 ISO 9001:2008

SINCERT